

Scaled data based on original data using
LM-79-08 Approved Method: Electrical and Photometric Measurements of Solid-
State Lighting Products

Test Report Prepared for
Cooper Lighting Solutions
(formerly Eaton)

Brand: INVUE

Report Number: P140138

Luminaire Tested: **ENT-E01-LED-E1-SLR-8030**

Issue Date: 03/03/2020

Test Information

Test Method: LM-79-08
Report Number: P140138
REPORT IS SCALED FROM IESNA LM-79-08 TEST DATA (P33647)
Test Lab: INNOVATION CENTER-P3
Issue Date: 03/03/2020
Manufacturer: COOPER LIGHTING SOLUTIONS (FORMERLY EATON)
Product Line: INVUE
Catalog Number: ENT-E01-LED-E1-SLR-8030
Description: ENTRI LED LUMINAIRE
(1) LIGHTBARS WITH AccuLED OPTICS - 90° SPILL LIGHT ELIMINATOR RIGHT
Light Source: (21) 3000K CCT, 80 CRI LEDs
Ballast/Driver: -

Summary

Lumens per Lamp: N/A
Luminaire Lumens: 2054.8 lumens
Efficiency: N/A
Efficacy: 83.2 lumens/watt
Luminous Opening: Rectangular (W 1' x L: 0.17' x H: 0')
IES Classification: Type IV - Short - Non-Cutoff
BUG Rating: B1 - U0 - G1

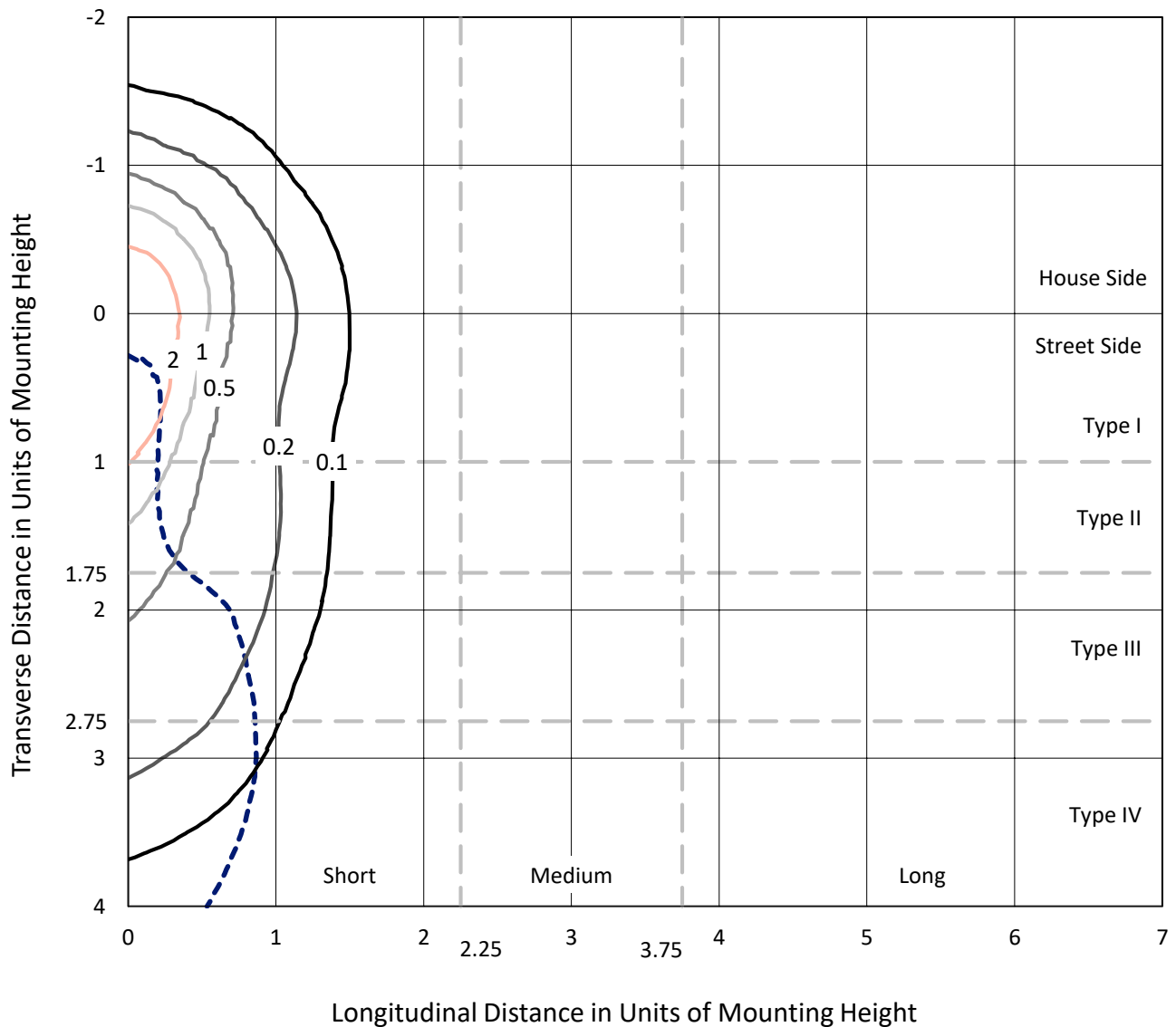
Input Watts (W): 24.7
Input Voltage (V): NR
Input Current (Ain): NR
Voltage Rise (V): NR
Power Factor: NR
Total Harmonic Distortion (THDi): NR
Frequency (hertz): 60
Stabilization Time: NR
Operation Time: NR
Ambient Temperature (°C): NR
Test Distance: 25 FT



REPORT NUMBER: P140138
 CATALOG NUMBER: ENT-E01-LED-E1-SLR-8030

Iso-Footcandle Lines of Horizontal Illumination

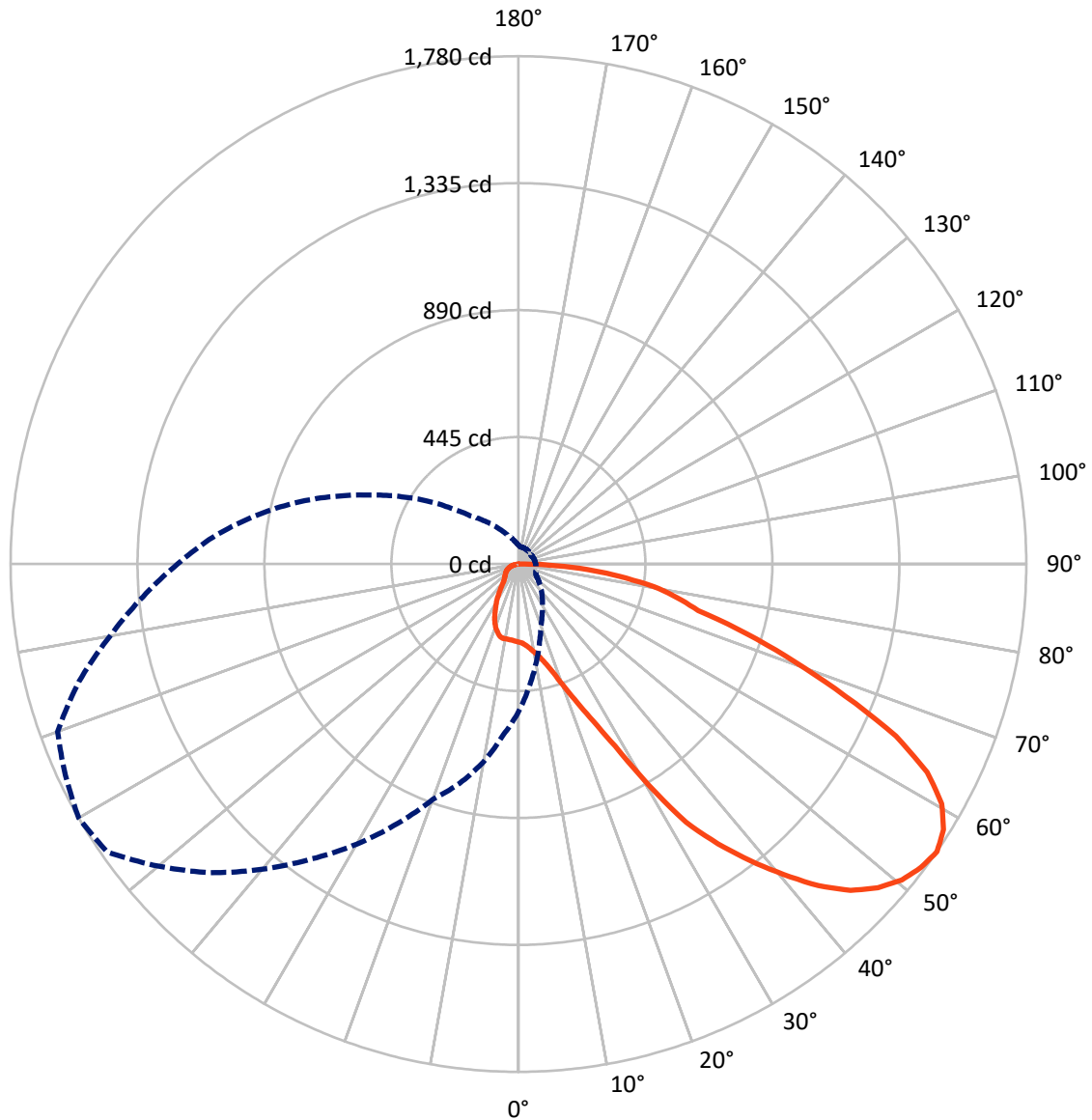
× Max cd
 - - - 1/2 Max cd



Based on 10 foot mounting height. Maximum calculated value = 4.2 fc
 Type IV - Short - Non-Cutoff

REPORT NUMBER: P140138
CATALOG NUMBER: ENT-E01-LED-E1-SLR-8030

Luminous Intensity Polar Plot



— Vertical Plane Through 300-Deg Lateral - - - Horizontal Cone Through 55-Deg Vertical

REPORT NUMBER: P140138

CATALOG NUMBER: ENT-E01-LED-E1-SLR-8030

FLUX DISTRIBUTION:

		Downward	Upward	Total
House Side	Lumens	513.6	0.0	513.6
	% Fixture	25.0	0.0	25.0
Street Side	Lumens	1541.2	0.0	1541.2
	% Fixture	75.0	0.0	75.0
Total	Lumens	2054.8	0.0	2054.8
	% Fixture	100.0	0.0	100.0

Coefficient of Utilization

ZONAL LUMENS:

Zone	Lumens	% Fixture
0°-10°	27.0	1.3
10°-20°	88.7	4.3
20°-30°	172.1	8.4
30°-40°	270.4	13.2
40°-50°	361.5	17.6
50°-60°	424.1	20.6
60°-70°	402.4	19.6
70°-80°	242.9	11.8
80°-90°	65.8	3.2
90°-100°	0.0	0.0
100°-110°	0.0	0.0
110°-120°	0.0	0.0
120°-130°	0.0	0.0
130°-140°	0.0	0.0
140°-150°	0.0	0.0
150°-160°	0.0	0.0
160°-170°	0.0	0.0
170°-180°	0.0	0.0
0°-90°	2054.8	100.0
0°-180°	2054.8	100.0



REPORT NUMBER: P140138

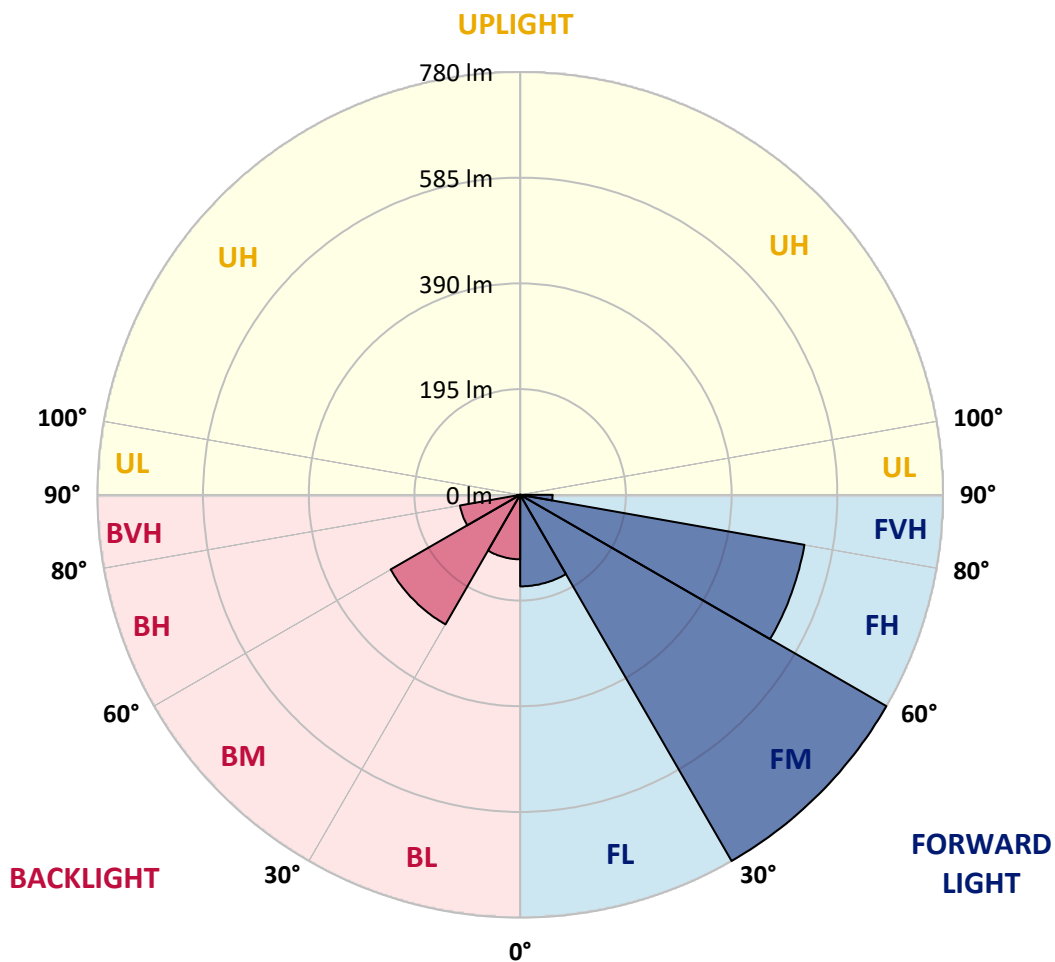
CATALOG NUMBER: ENT-E01-LED-E1-SLR-8030

LUMINAIRE CLASSIFICATION SYSTEM LUMEN TABLE AND BUG RATING:

Zone	Lumens	% Fixture	Zone Rating/Lumen Limit		
			B	U	G
FL (0°-30°)	168.9	8.2			
FM (30°-60°)	780.0	38.0			
FH (60°-80°)	532.5	25.9			G0/660
FVH (80°-90°)	59.8	2.9			G1/100
BL (0°-30°)	118.9	5.8	B1/500		
BM (30°-60°)	276.0	13.4	B1/1000		
BH (60°-80°)	112.8	5.5	B1/500		G1/500
BVH (80°-90°)	6.0	0.3			G0/10
UL (90°-100°)	0.0	0.0		U0/0	
UH (100°-180°)	0.0	0.0		U0/0	

BUG Rating: B1-U0-G1

Type IV Short





REPORT NUMBER: P140138

CATALOG NUMBER: ENT-E01-LED-E1-SLR-8030

CANDELA DISTRIBUTION (FULL):

	0°	5°	10°	15°	20°	25°	30°	35°	40°	45°	50°
0°	273.9	273.9	273.9	273.9	273.9	273.9	273.9	273.9	273.9	273.9	273.9
2.5°	279.8	281.9	279.4	279.8	278.9	278.1	278.5	278.1	277.3	277.3	276.4
5°	286.5	287.0	285.3	284.8	284.0	282.7	283.2	281.9	281.0	280.2	278.5
7.5°	294.6	294.1	292.0	290.8	290.3	288.2	287.8	286.1	284.8	283.6	281.5
10°	306.8	303.4	300.9	298.8	297.9	295.4	293.3	292.4	290.3	287.4	285.7
12.5°	324.5	322.4	317.3	313.1	310.6	307.2	304.3	302.1	298.8	294.6	292.4
15°	356.2	349.4	343.5	337.2	332.1	326.6	319.5	314.0	308.1	300.9	295.4
17.5°	397.1	388.7	379.4	369.2	358.7	346.9	333.0	322.4	310.6	298.4	289.9
20°	447.3	431.7	418.6	399.2	379.8	361.2	339.3	320.7	303.8	287.8	275.6
22.5°	503.9	480.2	453.6	424.1	392.9	364.2	333.4	308.1	283.6	263.7	249.8
25°	568.4	531.3	490.8	446.0	401.3	358.7	320.7	289.1	262.9	239.3	223.7
27.5°	608.1	557.5	508.9	455.8	404.7	355.3	308.9	272.2	242.2	216.9	198.8
30°	616.5	565.5	508.5	450.7	397.9	343.9	293.3	252.4	219.0	192.4	174.3
32.5°	622.4	563.4	500.1	435.9	378.5	321.6	270.1	229.6	194.1	168.0	146.9
35°	624.1	555.3	484.0	412.7	352.4	294.1	242.6	200.0	169.2	143.5	124.5
37.5°	621.6	542.3	462.5	388.7	324.1	263.3	212.7	175.6	149.4	124.5	107.6
40°	611.5	525.8	443.1	365.4	295.4	232.5	187.4	155.3	132.9	113.9	100.9
42.5°	598.4	506.8	421.6	338.4	267.5	208.0	167.1	141.4	122.4	108.9	97.9
45°	581.9	487.0	399.2	314.4	243.9	189.5	155.3	133.8	119.0	107.2	97.1
47.5°	561.7	465.9	377.7	296.2	227.9	180.2	152.8	133.8	119.0	106.3	95.4
50°	542.7	446.9	361.2	284.8	220.7	180.6	155.3	135.5	118.6	104.7	92.4
52.5°	527.9	435.5	354.5	280.6	221.5	184.8	160.4	138.0	119.8	104.7	91.6
55°	518.6	430.9	353.6	284.4	230.4	196.2	168.4	145.6	125.8	108.0	92.8
57.5°	519.9	435.9	363.8	300.0	250.7	216.1	184.4	159.1	134.2	112.3	93.3
60°	533.0	452.8	388.2	336.8	284.4	242.6	204.7	170.9	138.0	111.0	90.3
62.5°	565.9	492.5	439.7	387.0	326.2	268.8	216.9	173.0	133.8	104.7	83.1
65°	628.4	563.8	513.1	447.3	360.8	279.8	215.6	166.7	125.8	94.5	73.4
67.5°	689.5	621.2	549.9	450.7	352.4	271.8	201.7	151.1	111.4	81.0	65.0
70°	748.6	660.0	568.4	446.5	327.9	233.8	168.4	126.2	88.6	67.5	55.7
72.5°	709.8	607.7	514.0	393.7	281.9	192.0	134.2	91.6	67.9	55.7	48.1
75°	541.8	470.9	389.5	302.1	208.0	135.5	89.5	65.0	52.3	43.9	39.2
77.5°	389.9	337.2	270.5	198.3	130.0	85.7	60.8	46.4	38.8	32.9	30.4
80°	226.2	194.1	151.5	109.3	74.3	53.6	40.5	32.9	28.3	24.1	23.2
82.5°	141.4	113.1	80.2	54.0	38.0	29.5	23.6	20.3	16.9	14.8	12.7
85°	61.2	43.9	24.9	13.9	10.5	8.0	6.3	5.5	4.6	4.2	3.4
87.5°	2.1	2.1	2.1	2.1	2.1	2.1	2.5	2.5	2.5	2.5	2.1
90°	0.0	0.0	0.0	0.0	0.0	0.0	0.0	0.0	0.0	0.0	0.0



REPORT NUMBER: P140138

CATALOG NUMBER: ENT-E01-LED-E1-SLR-8030

CANDELA DISTRIBUTION (continued):

	55°	60°	65°	70°	75°	80°	85°	90°	95°	100°	105°
0°	273.9	273.9	273.9	273.9	273.9	273.9	273.9	273.9	273.9	273.9	273.9
2.5°	276.4	275.6	275.1	275.1	274.3	274.3	273.5	273.9	273.5	272.6	272.2
5°	278.1	276.8	276.0	275.1	273.9	273.5	272.6	272.6	271.3	270.1	269.7
7.5°	280.2	278.5	277.3	275.6	273.9	273.0	271.3	270.5	269.2	268.0	267.5
10°	284.4	281.5	279.4	277.3	274.3	272.6	270.1	268.8	267.5	265.9	265.0
12.5°	289.1	285.3	282.3	277.3	274.3	271.3	268.8	266.3	263.7	262.1	261.6
15°	289.1	284.4	278.1	273.5	269.2	265.0	262.5	259.9	257.0	255.7	255.3
17.5°	281.9	273.9	268.0	262.9	259.1	255.7	253.2	251.9	249.4	246.9	246.0
20°	265.4	256.2	249.4	243.9	239.7	236.3	235.5	234.2	232.9	232.9	233.4
22.5°	238.4	228.3	222.4	216.5	211.8	210.2	210.6	211.8	212.3	211.8	214.8
25°	211.4	201.7	193.7	188.2	182.7	184.0	182.3	185.3	186.5	186.9	190.3
27.5°	185.3	174.7	166.3	161.6	159.1	157.4	156.1	159.9	160.8	163.7	166.7
30°	157.4	147.7	138.0	134.2	132.1	130.8	131.2	134.6	136.7	140.9	143.5
32.5°	131.7	119.8	112.7	107.6	105.5	105.1	105.5	108.0	110.6	116.0	119.8
35°	109.7	98.3	92.4	89.5	86.5	85.2	86.5	87.4	88.2	92.8	97.5
37.5°	97.1	89.0	84.4	81.4	79.3	78.1	78.1	77.6	78.1	78.9	81.0
40°	91.6	85.7	81.4	78.5	76.8	76.0	75.5	75.1	74.7	74.7	74.7
42.5°	89.5	82.7	78.5	76.0	75.1	75.1	75.1	74.7	73.8	73.0	72.6
45°	87.8	80.6	76.0	73.8	73.8	73.8	74.3	73.8	73.0	71.7	70.5
47.5°	84.8	77.6	73.4	71.7	71.7	71.7	72.2	71.7	70.9	70.1	68.8
50°	81.4	73.8	69.6	68.4	67.9	67.9	67.5	67.1	66.7	65.8	64.6
52.5°	79.3	71.3	67.5	66.7	65.8	65.4	64.6	64.1	63.3	62.9	61.6
55°	78.9	69.6	66.3	65.4	64.6	63.3	61.6	60.8	59.1	58.7	57.8
57.5°	77.6	67.9	64.1	62.0	59.9	58.7	57.0	56.1	55.3	54.4	53.6
60°	73.4	62.9	58.2	57.0	55.7	55.3	54.4	53.6	52.3	51.1	49.4
62.5°	65.4	56.5	53.6	53.2	52.7	51.9	51.1	49.8	49.0	47.3	45.6
65°	59.1	53.2	51.5	50.6	50.2	49.0	48.1	47.3	46.0	44.7	43.0
67.5°	53.6	49.4	48.5	47.3	46.8	46.0	44.7	43.9	42.6	41.4	39.7
70°	48.5	45.2	44.7	43.9	43.0	42.6	40.9	39.7	39.2	37.6	36.3
72.5°	43.0	40.9	40.1	39.2	38.4	38.0	37.1	36.3	35.4	33.8	32.1
75°	35.9	35.0	34.6	33.8	33.3	32.5	31.2	30.0	29.5	28.3	27.0
77.5°	28.7	27.9	27.9	27.0	25.7	24.5	23.2	21.5	21.5	21.5	20.7
80°	20.3	19.4	18.1	17.7	16.9	16.0	14.8	13.9	13.1	13.1	13.1
82.5°	11.8	11.4	10.5	9.3	8.4	8.0	6.8	5.9	5.5	4.6	4.6
85°	2.5	2.5	1.7	1.7	1.3	1.3	1.3	0.8	0.8	0.4	0.4
87.5°	2.1	2.1	2.1	1.7	1.7	1.7	1.3	1.3	1.3	0.8	0.8
90°	0.0	0.0	0.0	0.0	0.0	0.0	0.0	0.0	0.0	0.0	0.0



REPORT NUMBER: P140138

CATALOG NUMBER: ENT-E01-LED-E1-SLR-8030

CANDELA DISTRIBUTION (continued):

	110°	115°	120°	125°	130°	135°	140°	145°	150°	155°	160°
0°	273.9	273.9	273.9	273.9	273.9	273.9	273.9	273.9	273.9	273.9	273.9
2.5°	272.2	271.8	270.9	269.2	268.8	268.4	268.8	268.8	268.4	268.8	269.2
5°	269.7	269.2	268.0	267.1	266.3	266.3	268.8	268.8	267.5	268.0	269.7
7.5°	267.5	267.5	266.7	266.3	266.7	268.0	270.1	271.8	271.3	273.9	274.7
10°	265.0	265.4	265.9	267.5	270.1	272.2	275.6	278.5	279.4	281.5	282.7
12.5°	262.5	264.2	266.3	269.7	273.0	276.4	280.2	283.6	284.0	286.1	287.8
15°	256.2	258.7	261.6	265.4	270.5	274.3	279.8	282.3	283.2	284.4	286.5
17.5°	246.4	247.7	249.8	254.0	259.5	264.6	270.9	275.1	277.7	279.4	280.2
20°	233.4	235.9	237.2	241.0	243.9	247.7	256.2	261.6	266.7	269.2	271.8
22.5°	215.2	218.2	221.1	224.9	226.6	229.1	237.2	245.6	253.2	258.3	261.2
25°	192.4	195.8	200.0	204.7	206.8	209.3	218.6	227.0	236.3	245.2	249.4
27.5°	169.6	173.9	178.1	183.6	186.9	189.9	197.9	205.9	215.6	224.1	228.3
30°	147.7	153.6	157.4	163.7	166.7	169.6	176.8	185.7	192.4	202.1	207.6
32.5°	124.9	129.1	136.3	143.5	146.9	149.8	156.6	164.2	170.1	179.8	187.8
35°	104.2	108.0	115.6	122.8	124.9	129.6	136.3	143.1	148.5	157.4	165.0
37.5°	84.8	91.2	97.1	102.5	107.2	110.6	116.9	122.8	125.8	134.2	142.2
40°	75.5	78.5	82.7	87.8	90.7	94.1	98.7	103.8	107.2	113.1	119.8
42.5°	72.2	72.2	73.4	76.0	79.8	81.4	85.7	88.2	92.8	95.4	101.3
45°	69.6	68.8	69.2	69.2	70.5	71.7	75.1	77.6	80.6	82.7	86.5
47.5°	67.5	65.8	65.4	64.6	64.1	65.0	67.5	69.6	70.9	72.6	73.8
50°	62.9	61.6	60.3	59.5	59.1	59.9	62.0	63.7	64.1	65.0	65.8
52.5°	60.3	58.7	57.4	56.1	56.1	57.0	58.7	59.9	60.3	60.8	61.6
55°	57.0	56.1	55.3	54.0	53.6	54.9	56.1	57.4	58.2	58.2	59.1
57.5°	52.7	51.9	52.7	52.3	51.9	52.7	54.4	55.7	56.1	56.1	56.5
60°	48.5	48.1	48.1	49.0	49.8	51.1	52.3	54.0	53.6	52.7	53.2
62.5°	44.7	44.3	44.7	46.0	47.3	48.5	50.2	51.5	50.2	49.4	49.4
65°	42.2	41.8	42.2	42.6	43.0	44.3	46.4	46.8	46.0	46.0	46.0
67.5°	38.8	38.4	38.0	38.4	38.8	39.2	40.9	41.4	41.4	41.4	41.4
70°	34.6	34.2	33.8	33.8	33.8	34.2	34.6	35.4	36.3	37.1	37.6
72.5°	30.0	29.1	29.1	29.1	28.3	28.7	29.1	30.8	31.6	32.5	33.3
75°	25.3	24.5	24.5	23.6	24.1	24.5	24.5	25.3	26.2	27.4	28.3
77.5°	19.8	19.8	19.8	19.4	19.4	19.8	20.3	20.3	21.1	22.4	23.6
80°	12.7	12.7	13.5	13.9	14.3	14.8	15.6	16.0	16.5	17.7	18.1
82.5°	4.6	5.1	5.5	5.5	6.8	8.4	8.9	10.1	11.0	12.2	12.2
85°	0.4	0.4	0.4	0.4	0.4	0.8	1.3	1.7	2.5	3.8	4.6
87.5°	0.8	0.4	0.4	0.4	0.0	0.0	0.0	0.0	0.0	0.0	0.0
90°	0.0	0.0	0.0	0.0	0.0	0.0	0.0	0.0	0.0	0.0	0.0



REPORT NUMBER: P140138

CATALOG NUMBER: ENT-E01-LED-E1-SLR-8030

CANDELA DISTRIBUTION (continued):

	165°	170°	175°	180°	185°	190°	195°	200°	205°	210°	215°
0°	273.9	273.9	273.9	273.9	273.9	273.9	273.9	273.9	273.9	273.9	273.9
2.5°	269.7	270.9	270.5	270.1	270.5	271.3	270.9	271.3	271.8	272.6	272.2
5°	270.1	271.3	271.8	271.8	272.6	273.9	273.9	274.3	274.7	275.6	275.6
7.5°	276.0	278.9	278.9	279.4	280.6	281.9	282.3	282.7	282.3	282.3	282.3
10°	284.8	288.2	288.6	290.8	292.4	292.0	292.0	292.4	291.6	290.8	289.5
12.5°	289.5	292.4	293.3	295.4	297.9	298.4	299.6	300.5	299.6	297.5	295.4
15°	288.2	290.8	292.4	295.0	297.9	299.6	302.1	303.0	302.6	300.0	297.5
17.5°	282.7	285.7	287.8	291.2	294.6	297.1	299.6	300.9	300.9	298.8	297.1
20°	273.9	277.3	280.2	284.0	288.2	291.2	294.1	295.0	295.0	294.1	295.4
22.5°	264.6	268.4	271.8	275.6	281.0	284.0	287.4	289.9	291.2	292.9	298.4
25°	252.8	254.5	258.7	262.9	270.5	275.6	282.7	289.5	296.2	303.8	314.8
27.5°	232.1	235.1	240.1	246.0	253.6	262.9	276.0	289.1	301.3	312.7	326.2
30°	214.8	220.3	225.8	232.5	240.5	249.4	264.6	281.5	296.2	309.7	324.5
32.5°	196.2	203.0	210.2	219.0	226.6	234.6	247.3	265.9	283.6	298.8	314.4
35°	174.7	181.9	189.1	198.3	206.4	216.5	227.9	246.0	266.3	283.6	302.1
37.5°	151.5	157.8	165.8	174.3	183.6	195.4	207.6	224.5	245.6	264.2	285.3
40°	129.6	136.3	144.3	153.6	162.9	175.6	189.5	205.5	224.9	244.8	267.1
42.5°	108.9	117.7	126.2	135.5	145.2	157.0	171.8	189.1	208.5	229.6	253.2
45°	91.6	98.3	107.2	114.8	125.3	136.7	151.9	171.3	193.7	216.1	241.0
47.5°	76.4	80.6	88.2	97.5	107.2	119.0	131.7	151.1	173.9	198.3	226.2
50°	67.1	69.2	74.7	83.1	92.4	104.2	115.2	132.1	154.9	178.9	207.6
52.5°	62.5	63.3	66.3	72.6	81.4	92.0	103.8	118.2	138.4	162.0	189.5
55°	59.9	60.3	61.2	65.8	73.4	83.1	94.9	106.3	124.5	146.9	173.4
57.5°	57.0	57.4	57.8	60.3	65.8	74.3	84.4	93.7	110.1	130.0	155.3
60°	54.0	54.9	55.7	56.5	60.3	65.8	73.4	81.4	92.8	110.1	130.8
62.5°	50.2	51.1	52.3	53.2	54.4	57.8	62.5	67.5	73.4	85.7	102.5
65°	46.8	47.7	48.1	48.5	49.4	50.2	51.9	53.2	56.1	63.3	75.1
67.5°	42.2	43.0	43.0	43.5	43.9	43.9	44.7	45.2	46.0	48.1	53.2
70°	38.4	38.8	39.2	39.7	39.7	39.7	39.2	39.7	39.2	39.2	41.4
72.5°	33.8	34.2	34.6	35.0	35.4	35.9	36.3	36.3	35.9	35.0	35.0
75°	28.7	28.7	29.5	30.0	30.4	31.6	32.5	31.6	31.6	31.2	31.2
77.5°	24.1	24.9	25.3	25.3	26.2	27.4	28.3	27.9	26.6	26.6	27.0
80°	18.6	19.0	19.4	19.8	20.3	21.5	22.8	23.2	22.4	22.8	22.8
82.5°	12.2	12.7	13.5	13.9	14.3	15.6	16.9	18.1	17.7	18.6	17.7
85°	5.5	6.3	6.8	6.8	8.0	9.3	11.0	12.2	13.9	14.3	13.1
87.5°	0.0	0.4	0.4	0.4	1.7	3.0	5.5	8.4	11.4	8.9	6.8
90°	0.0	0.0	0.0	0.0	0.0	0.0	0.0	0.0	0.0	0.0	0.0



REPORT NUMBER: P140138

CATALOG NUMBER: ENT-E01-LED-E1-SLR-8030

CANDELA DISTRIBUTION (continued):

	220°	225°	230°	235°	240°	245°	250°	255°	260°	265°	270°
0°	273.9	273.9	273.9	273.9	273.9	273.9	273.9	273.9	273.9	273.9	273.9
2.5°	272.2	272.6	273.0	273.5	273.5	274.3	274.7	275.6	276.0	276.0	276.0
5°	276.0	276.0	276.8	277.3	277.7	278.9	279.4	280.6	281.9	282.3	283.6
7.5°	281.5	281.5	281.5	282.7	283.2	284.0	284.8	287.0	288.6	289.5	290.8
10°	288.6	287.4	287.0	287.4	287.4	288.2	290.3	291.6	293.7	297.5	300.0
12.5°	292.9	290.8	290.8	289.5	290.3	291.2	293.3	296.2	299.6	305.1	310.2
15°	295.4	293.3	293.3	293.3	295.4	297.1	300.9	305.5	311.9	319.5	327.0
17.5°	296.2	296.2	297.9	299.2	303.8	307.2	314.0	320.7	328.7	339.3	350.7
20°	298.4	301.7	306.4	309.7	314.8	320.3	327.0	337.2	350.7	364.2	379.4
22.5°	305.5	314.0	319.9	327.5	335.9	342.7	350.7	365.0	379.8	396.7	415.7
25°	326.6	338.4	349.4	357.9	370.5	381.9	393.3	414.0	433.0	452.4	478.1
27.5°	343.1	358.7	375.2	388.7	408.5	424.9	440.6	465.5	486.6	518.6	546.1
30°	344.3	363.8	386.1	408.1	433.0	456.6	485.7	510.2	541.4	579.8	615.7
32.5°	336.8	357.9	383.6	410.2	441.4	473.5	508.1	547.3	583.2	626.2	673.1
35°	325.4	349.4	377.7	407.6	443.9	482.3	523.7	572.6	617.8	671.4	729.6
37.5°	311.4	338.4	370.5	405.5	446.0	491.2	543.1	601.3	659.6	729.6	802.2
40°	295.4	323.2	359.5	399.6	448.6	504.7	568.4	636.8	713.2	796.7	874.8
42.5°	280.6	309.3	347.3	392.5	451.5	523.3	603.5	688.3	776.5	861.7	950.8
45°	270.1	300.5	339.3	390.3	459.1	544.8	638.1	736.4	834.7	928.0	1025.0
47.5°	258.7	291.2	334.6	391.6	467.1	560.8	663.8	772.3	876.5	983.7	1085.4
50°	240.5	278.9	330.4	395.0	474.3	571.0	680.3	795.5	909.4	1025.0	1137.7
52.5°	221.1	259.5	319.5	393.7	476.9	573.9	688.7	810.7	932.2	1054.1	1174.0
55°	203.4	240.1	300.5	381.9	471.4	571.0	691.2	819.5	947.0	1075.7	1194.7
57.5°	184.4	221.5	275.1	357.9	452.0	558.3	682.4	815.3	952.0	1089.6	1206.5
60°	159.5	196.6	246.9	320.3	417.8	529.2	653.7	789.6	929.7	1076.5	1193.0
62.5°	127.4	162.5	208.0	273.5	371.4	479.8	601.3	736.4	863.4	1023.8	1142.3
65°	91.6	121.1	159.1	217.3	301.7	412.3	535.9	654.1	769.3	929.7	1061.3
67.5°	62.0	82.3	109.7	154.9	225.8	322.4	438.0	546.9	661.7	811.5	965.1
70°	45.2	56.1	71.3	100.4	149.4	223.7	315.2	415.7	511.0	648.2	812.8
72.5°	36.7	42.2	50.6	64.1	91.2	138.0	207.6	285.3	363.3	456.2	613.2
75°	32.5	35.4	40.1	46.8	56.1	80.2	121.5	177.7	240.5	299.2	430.4
77.5°	28.7	30.4	32.5	35.4	40.1	49.4	71.7	102.5	141.8	188.6	267.5
80°	22.8	24.5	26.2	28.3	31.2	35.0	44.3	59.1	82.3	103.8	152.8
82.5°	17.7	19.4	21.1	23.6	24.5	24.9	28.7	33.8	43.5	58.7	87.4
85°	13.1	14.3	15.2	16.0	16.0	16.5	17.3	18.6	24.9	43.0	63.7
87.5°	5.9	5.9	5.9	5.1	5.5	4.2	4.6	5.1	8.0	9.3	14.8
90°	0.0	0.0	0.0	0.0	0.0	0.0	0.0	0.0	0.0	0.0	0.0



REPORT NUMBER: P140138
 CATALOG NUMBER: ENT-E01-LED-E1-SLR-8030

REPORT N
 CATALOG

CANDELA DISTRIBUTION (continued):

CANDELA

	275°	280°	285°	290°	295°	300°	305°	310°	315°	320°	325°	
0°	273.9	273.9	273.9	273.9	273.9	273.9	273.9	273.9	273.9	273.9	273.9	0°
2.5°	277.3	277.3	276.8	276.8	278.1	277.7	278.5	278.5	278.1	278.1	279.4	2.5°
5°	284.4	285.7	284.8	286.1	287.0	287.4	288.2	287.4	289.1	287.0	287.4	5°
7.5°	293.7	294.6	295.4	297.1	299.2	299.6	300.9	300.5	301.7	300.5	298.8	7.5°
10°	303.4	306.4	309.3	310.6	314.8	315.7	315.7	317.8	319.9	317.3	314.4	10°
12.5°	314.8	320.3	326.2	329.2	333.0	335.9	334.6	338.9	341.0	339.3	337.2	12.5°
15°	334.6	343.1	349.8	354.5	357.9	363.8	362.9	370.9	373.9	372.6	373.0	15°
17.5°	360.8	372.2	383.6	391.6	395.0	403.4	404.7	417.4	425.4	424.1	422.0	17.5°
20°	394.1	410.6	426.6	436.8	438.0	460.0	465.0	476.0	484.9	488.2	487.8	20°
22.5°	436.3	455.8	473.5	492.9	511.0	527.1	538.5	558.3	566.3	573.9	571.8	22.5°
25°	494.6	521.6	552.8	569.7	594.2	608.9	634.3	659.6	667.6	674.8	684.1	25°
27.5°	577.7	614.4	636.4	673.9	700.5	722.0	762.1	796.3	815.7	809.8	806.9	27.5°
30°	657.0	702.2	755.4	807.3	844.4	898.4	928.0	955.8	968.5	949.9	926.3	30°
32.5°	724.1	790.4	868.5	947.4	1016.6	1079.9	1098.5	1112.0	1087.9	1062.6	993.4	32.5°
35°	794.6	878.6	968.9	1070.2	1142.8	1204.8	1243.2	1257.5	1206.1	1130.9	1037.3	35°
37.5°	879.0	965.9	1063.4	1174.4	1256.7	1319.6	1336.5	1342.8	1273.6	1176.5	1085.4	37.5°
40°	955.8	1055.0	1174.4	1277.0	1377.8	1430.6	1440.3	1436.9	1344.9	1230.1	1144.9	40°
42.5°	1040.6	1146.1	1280.8	1399.3	1488.0	1542.0	1533.1	1518.3	1413.7	1297.6	1203.5	42.5°
45°	1122.9	1233.1	1380.3	1510.3	1592.6	1632.3	1616.2	1579.5	1478.7	1349.5	1249.5	45°
47.5°	1195.1	1305.7	1462.6	1598.1	1662.7	1696.0	1678.7	1632.3	1523.4	1384.6	1274.8	47.5°
50°	1252.9	1376.1	1529.3	1659.3	1715.8	1741.2	1731.0	1663.9	1549.6	1406.1	1286.2	50°
52.5°	1298.1	1428.5	1580.0	1701.5	1742.4	1767.3	1761.4	1669.8	1552.9	1409.5	1280.8	52.5°
55°	1321.7	1453.4	1595.6	1719.2	1752.1	1780.4	1759.7	1647.9	1530.6	1396.8	1261.8	55°
57.5°	1325.1	1451.7	1582.5	1703.2	1744.1	1757.2	1726.8	1606.1	1485.0	1357.6	1234.8	57.5°
60°	1293.0	1405.2	1530.2	1656.3	1714.6	1705.3	1663.5	1533.5	1420.4	1303.1	1204.8	60°
62.5°	1221.3	1309.0	1427.6	1552.5	1631.9	1607.8	1574.0	1449.6	1334.3	1217.0	1158.4	62.5°
65°	1129.3	1186.7	1265.6	1387.9	1461.4	1454.6	1439.0	1346.6	1232.2	1120.4	1082.8	65°
67.5°	1039.0	1076.9	1118.3	1208.6	1242.8	1236.0	1238.1	1175.7	1093.0	984.1	984.9	67.5°
70°	900.1	931.8	973.1	1029.2	1065.5	1028.4	984.5	917.4	869.3	854.5	902.2	70°
72.5°	700.1	741.9	771.4	825.8	857.5	837.2	801.4	742.7	688.3	707.3	814.0	72.5°
75°	526.2	550.3	592.9	643.1	663.0	650.7	676.9	683.6	662.5	649.9	686.2	75°
77.5°	370.1	394.6	443.1	500.5	543.1	569.7	611.5	664.6	669.7	651.1	582.4	77.5°
80°	248.6	265.4	295.4	344.8	413.6	482.8	540.6	612.3	604.7	564.6	489.5	80°
82.5°	152.3	171.8	197.1	239.7	289.5	356.6	411.0	471.4	469.3	432.5	395.4	82.5°
85°	102.1	132.5	165.0	197.1	221.5	242.6	263.3	326.6	351.1	322.8	282.3	85°
87.5°	43.0	72.6	92.0	96.6	104.7	105.5	127.0	156.6	168.0	191.6	189.1	87.5°
90°	0.0	0.0	0.0	0.0	0.0	0.0	0.0	0.0	0.0	0.0	0.0	90°



NUMBER: P140138

NUMBER: ENT-E01-LED-E1-SLR-8030

DISTRIBUTION (continued):

330°	335°	340°	345°	350°	355°	360°
273.9	273.9	273.9	273.9	273.9	273.9	273.9
279.8	279.4	279.4	279.4	279.8	279.4	279.8
288.2	287.4	287.0	287.0	286.5	286.5	286.5
299.2	297.5	297.5	296.2	295.8	294.6	294.6
314.0	312.3	311.9	308.5	308.5	305.5	306.8
335.5	335.5	335.5	331.3	330.4	325.4	324.5
372.6	369.2	372.2	365.0	364.6	357.9	356.2
422.8	422.8	416.9	413.6	411.4	401.7	397.1
489.5	489.9	479.8	470.5	466.3	455.3	447.3
574.3	566.3	553.7	546.9	540.2	522.0	503.9
685.7	682.4	660.0	635.5	625.4	598.0	568.4
795.0	787.9	752.0	710.2	684.5	646.9	608.1
891.3	844.0	801.4	751.2	711.9	665.1	616.5
941.5	882.0	819.9	778.6	729.2	677.3	622.4
980.3	916.6	855.0	801.4	745.7	687.0	624.1
1029.7	962.6	894.6	830.9	763.0	694.2	621.6
1084.5	1007.7	923.7	846.5	770.1	691.7	611.5
1130.1	1037.3	938.5	851.6	767.6	681.1	598.4
1155.4	1049.5	939.8	846.1	757.5	668.0	581.9
1167.2	1049.9	931.3	833.9	744.0	649.5	561.7
1166.0	1039.4	915.3	817.4	728.8	630.0	542.7
1153.3	1022.1	896.7	804.3	715.7	613.6	527.9
1133.9	1003.5	878.2	795.5	704.7	600.1	518.6
1112.0	987.5	864.7	793.8	698.4	597.5	519.9
1102.3	989.2	873.1	782.0	695.0	603.0	533.0
1095.9	1005.2	890.4	790.0	700.5	626.2	565.9
1070.2	1027.6	917.0	818.7	740.2	680.7	628.4
1039.4	1033.9	927.5	835.6	785.3	751.6	689.5
1007.3	1027.1	942.7	879.9	852.0	838.5	748.6
955.8	978.6	900.1	862.6	854.1	844.4	709.8
797.1	801.4	741.4	720.8	735.5	712.8	541.8
573.1	584.0	545.2	550.7	598.8	549.4	389.9
424.5	381.5	357.0	373.5	419.5	349.0	226.2
349.8	283.2	240.1	262.5	280.2	205.9	141.4
269.2	216.1	177.7	143.5	136.7	88.2	61.2
211.4	156.1	86.9	49.0	32.9	2.1	2.1
0.0	0.0	0.0	0.0	0.0	0.0	0.0

(END OF REPORT)